

DOWELMAX

PRECISION ENGINEERED JOINING SYSTEM



**CREATE PROFESSIONAL-QUALITY JOINTS
WHICH ARE QUICK, EASY, ACCURATE & STRONG**

**Dowelmax provides a perfect substitute
for a mortise & tenon joint**



This highly versatile and adjustable dowel jig enables the amateur and professional woodworker to create wooden joints for many projects in the fastest time possible, with complete accuracy and amazing strength.

The Dowelmax Kit creates strong, accurate joints of virtually any configuration from 3/4" x 3/4" to 4" x 4" and of any length.

**For more information,
to request a free DVD,
or to order the Dowelmax Kit
please call toll free**

1-877-986-9400

**or log on to our website at
www.dowelmax.com**

O.M.S. TOOL COMPANY

MANUFACTURERS OF DOWELMAX™

AN UNCONDITIONAL GUARANTEE FROM THE INVENTOR

I invented Dowelmax to simplify the creation of strong, perfect joints for building furniture. The design of Dowelmax, coupled with the rigorously maintained manufacturing tolerances of +/- .001 inches for the 35 aluminum, brass and steel components making up the kit, ensures that the Dowelmax is accurate and repeatable from workpiece to workpiece and through any adjustment.

We guarantee that joints made with Dowelmax are stronger than mortise and tenon joints, and that the Dowelmax system is more accurate and more versatile than any mortise and tenon or loose tenon system. If you are not 100% satisfied with your purchase of a Dowelmax kit, you may return it within 60 days for a full refund.



Yours truly,



Jim Lindsay, C.Eng.M.I.Mar.E.
President, Dowelmax

MAGAZINE REVIEW EXCERPTS:

The performance and versatility of the Dowelmax Kit has been documented in several well-known woodworking publications as shown below.

“For about one-third the Domino's price you could get a Dowelmax, which ran toe-to-toe with the Domino for accuracy and indexing ability.” “Strength of Joint Grade: A; Ease of Alignment Grade: A-; Speed of Making a Joint Grade: B; Versatility Grade: B+”.
– *“Loose Tenon Tools” Wood Magazine, July 2007*

“Perfect Joints with the Dowelmax.” “As I looked it over, my first thought was that it had the fit and finish more like an aircraft part than a woodworking jig”. “I can't think of many tools that can do as much or as well for a comparable cost.”
– *Shopnotes Magazine, March/April 2005*

“a close look reveals a well thought out and versatile design.” “The interchangeable accessories make it possible to use dowels in almost any situation.” “The Dowelmax jig produced precise joints for our reviewer.”
– *Fine Woodworking Magazine, October 2004*

“Best doweling jig we've ever used.” “The Dowelmax doweling jig is dead-on accurate and a breeze to use...completely reversible with no loss of accuracy.”
– *BH&G Wood Magazine, May 2003*

“Taking Doweling to a New Level.” “This meticulously manufactured doweling jig offers a level of precision, stability and versatility not previously available.”
– *Popular Woodworking Magazine, December 2003*

“The Dowelmax is a well engineered, professional quality jig that will provide years of service.”
– *Canadian Woodworking, Feb. 2002*


“Dowelmax is perhaps one of the best jigs I have ever used, for any task...It is solid, it has proven to do what it says it will do, and it is great fun to use.”
– *www.onlinetoolreviews.com, July 2003*

HOW TO USE DOWELMAX


The Dowelmax Jig in the following pictures has been labeled at either end to help illustrate the Dowelmax Referencing System.




The work pieces are marked with checkmarks to indicate the front and top of each work piece, and "X" to indicate the surfaces to be drilled.




END (A) of the Dowelmax is set flush with the top of the first work piece as shown.




END (B) of the Dowelmax is set flush with the top of the second workpiece as shown. The Dowelmax always references accurately from the same joint face and edge on both work pieces and is not affected by differences or variations in wood thickness.



The use of closely spaced dowels that go in snug ensures perfect and strong results.




The Dowelmax joint has a large number of closely spaced dowels, and a precise and snug fit with no gaps to produce a strong and well connected dry-fitted joint. The number of dowels used creates a large glue surface. Joint surfaces can be made flush within .002 inches.




The distance gauge can be used to accurately align dowels on long work pieces. The Dowelmax referencing system ensures perfect results and practically eliminates measuring. All Dowelmax joints in all sizes and configurations are created using the same basic method.

EXPLANATORY EXAMPLES USING DOWELMAX WITH 3/8" DOWELS AND ACCESSORIES




Dowelmax is designed to allow for equidistant spacing of two 3/8 inch dowels in a standard 3/4" x 1-1/2" work piece for rigid 1x2 frameworks.




1x6 to 2x2 using the 3/8 inch spacer to create a 3/8 inch offset and the index pin to extend the joint along the work piece.

EXPLANATORY EXAMPLES USING DOWELMAX WITH 3/8" DOWELS AND ACCESSORIES




2-1/4x2 to 2x2 using the 3/8 and 3/4 inch spacers to create accurate, snug and strong double or triple row joints for chair frame construction or wherever increased strength or load distribution is required.




1x4 to 1x4 with mitered corners. The edge of the Dowelmax Reference Block is set flush with the outer point of the mitered corner as shown on the right.

EXPLANATORY EXAMPLES USING DOWELMAX WITH 3/8" DOWELS AND ACCESSORIES




The distance gauge can be used to accurately align dowels on longer work pieces. The Dowelmax shown in the example is shimmed with two 1/8 inch shim washers for use on 1 inch thick material.




The Dowelmax can be changed to the Face Joint Configuration to create the face joint as shown. The Dowelmax shown in the example is shimmed with two 1/16 inch shim washers for use on 7/8 inch thick material.

APPLICATION EXAMPLES USING DOWELMAX WITH 3/8" DOWELS AND ACCESSORIES




2x4 to 2x4 T-type joint using the angle clamp bracket to drill into the face of the work piece.



1x6 to 4x4 using the 3/4 inch spacer to create a 3/4 inch offset and using the 1-5/8 inch spacer to expand the Dowelmax to accommodate the 4x4 workpiece.

DOWELMAX CLASSIC KIT CONTENTS AND SPECIFICATIONS



DOWELMAX KIT SPECIFICATIONS:

WEIGHTS: Dowelmax Jig: 1.83 lbs; Dowelmax Kit: 3.20 lbs

DIMENSIONS OF JIG IN NORMAL CONFIGURATION: 3-1/2" x 3-1/2" x 2-3/4"

TOLERANCE ON DOWELMAX COMPONENTS: +/- .001"


COMPONENT MATERIALS:

Main Body Components: CNC Machined 6061 aluminum

Drill Guides: Carbo-Nitride hardened (60 Rockwell @ .015" Deep) and black oxide coated steel

Adjustment Nuts & Screws: Machined hard yellow brass


DOWELMAX CONFIGURATIONS



Clockwise from left: Normal Configuration; Face Joint Configuration; 4x4 Configuration; T-Type Joint Configuration.

"I have never written a letter like this before but I have to say, the Dowelmax is nothing short of amazing. My results were perfect. I'm serious. I'm just blown away by the simplicity, accuracy and craftsmanship that went into the design and manufacturing of this jig."


— Jerry Heiser, Morehead City, NC



Close-up of Face Joint Configuration; Clamp Bracket is detached from Reference Block and re-attached to the underside of the Reference Plate using the long brass studs. The Dowelmax as shown is shimmed with two 1/16 inch thick shim washers for use on 7/8 inch thick material.



Close-up of T-joint Configuration; for drilling the face portion of a T-joint.



Close-up of 4x4 Configuration. Maximum work-piece thickness as shown with 3/4 inch spacer for offset is 3.96 inches. Weight of Dowelmax in 4x4 configuration as shown is 2.11 lbs.

DOWELMAX PROJECTS

The following are recent projects by Jim Lindsay, the inventor of Dowelmax.



Hall table in cherry.



Workbench in cherry.

DOWELMAX TESTIMONIALS

The following excerpts are from unsolicited letters and emails received in the past year from our customers. For the complete letters, please refer to our website at: www.dowelmax.com

“Superb tool, better than advertised. I watched the DVD and went to work in the shop, with excellent results. All of the joints made with the dowels have been tight and precise.”

– Earl W.
Mount Vernon, WA

“I just finished construction of a frame in 2 by 4 white oak using the Dowelmax. It is a real joy seeing the wood fit so perfectly together. I will never use biscuits again! Perfect product!”

– Arjan Wesselink
Overijssel, Netherlands

“I’ve used my Dowelmax on countless projects and I’ve never been let down yet. It’s an absolute pleasure to use every time. I appreciate the time I save and its precision and strength on every joint. It’s versatile and with double or triple rows of dowels, its strength is unrivaled. I think when more people find out about this, it will be the wave of the future for craftsmen like myself. My mortiser is now the most expensive coat rack that I know of. Thanks again and best of luck.”

– Chris Davidson, Tom Notch Carpentry
New York, USA

“I have used your jig for ten months. I do not usually give testimonials. This product is incredible. It is so precise. It has never been off. I use it for everything. What a time saver. I do not understand why this tool doesn’t get more press and is present in every workshop. I just wish I did not hesitate for years to buy this product. Thank you very much.”

– Robert
(by email)

“I purchased the Dowelmax about a month or two ago and used it on a bookcase with quite a few different joining applications. I’ve got to tell you, this tool is the single most impressive and adaptable tool I’ve owned. It was fantastic and worth every cent. The DVD is clear and concise and the tool is great fun to use. Full marks to your company.”

– Ross F.
Australia


“An ‘expert’ opinion will help spread the word about how great this device is. Inexpensive? NO! Want perfect results? YES! Then like every other tool, pay the bucks and get the BEST!”

– Warren G.
West Chester, PA

HYDRAULIC COMPARISON STRENGTH TEST RESULTS

DOWELMAX MULTIPLE DOWEL JOINT VS MORTISE AND TENON

The following results are from destructive tests using the hydraulic press shown below, and carried out on wood joint samples that were constructed with Dowelmax, traditional mortise and tenon, and a number of other available joinery systems. The tests were carried out in 2007, and monitored and witnessed by Michael Kampen, a professional Furniture Builder and Woodworking Magazine Writer. Videos of the destructive tests are available for viewing on the www.dowelmax.com website.



WOOD JOINT CONNECTION TYPE	DESTRUCTIVE TEST RESULT
Multiple Dowel(5 Dowels)	890 lbs. per square inch
Routed Mortise & Tenon	680 lbs. per square inch
Square Mortise & Tenon	600 lbs. per square inch
Double Loose Tenon	540 lbs. per square inch
Pocket Hole (5 Screws)	420 lbs. per square inch
#20 Biscuit	285 lbs. per square inch



DOWELMAX OPTIONAL 1/4 INCH DRILL GUIDE PACKAGE

Optional 1/4 inch Drill Guide Package contains five 1/4 inch Drill Guides, 1/8 inch Spacer Plate and screws, 1/4 inch Distance Gauge Base, 1/4 inch Index Pin and top quality drill bit, collar stop and wrench.

Recommended for use with 1/4 inch dowels in narrow 1/2" or 5/8" stock.

OUR UNCONDITIONAL GUARANTEE

WE GUARANTEE THAT JOINTS MADE WITH DOWELMAX ARE STRONGER THAN MORTISE AND TENON JOINTS, AND THAT THE DOWELMAX SYSTEM IS MORE ACCURATE AND MORE VERSATILE THAN ANY MORTISE AND TENON OR LOOSE TENON SYSTEM.
IF YOU ARE NOT 100% SATISFIED WITH YOUR PURCHASE OF A DOWELMAX KIT, YOU MAY RETURN IT WITHIN 60 DAYS FOR A FULL REFUND.

**For more information, to request a free DVD,
or to order the Dowelmax Kit please call toll free**

1-877-986-9400

**or log on to our website at
www.dowelmax.com**

**O.M.S. Tool Company Ltd.
625 Almandine Court, Kelowna, BC V1W 4Z5 Canada
dowelmax@gmail.com**